

Einführung in P2PU und learning circles

**P2PU ist eine Gemeinschaft von Bibliothekar*innen,
Lehrenden, Organisator*innen und Designer*innen.**



**Gemeinsam schaffen und unterstützen wir freie,
soziale Lernerfahrungen in unserer Umgebung.**



Was ist ein Learning Circle?

Learning Circles sind Gruppen von Menschen, die gemeinsam etwas lernen.



Lernende treffen sich
in einem öffentlichen
Raum,
z.B. einer Bibliothek





Zwei Stunden lang
einmal in der Woche
für 6-8 Wochen



Um gemeinsam einen
kostenlosen Onlinekurs
zu absolvieren

Was können Menschen lernen?

Moderatoren können aus Hunderten von kostenlosen Onlinekursen wählen, die in der Vergangenheit schon verwendet wurden, oder einen neuen offenen Kurs aus dem Internet hinzufügen.



Jeder Learning Circle besteht aus vier Komponenten:

1. Check in
2. Kursarbeiten
3. Aktivität
4. Feedback (Plus/Delta)

1. Check in

Zuerst gibt es einen Check-in, um anzukommen, zu hören, wie es allen geht, woran sie heute arbeiten und an welchen Stellen sie vielleicht Hilfe brauchen.

2. Kursarbeiten

Herzstück des Learning Circles ist das Durcharbeiten der Kursmaterialien. Dies kann einzeln, in kleinen Gruppen oder mit allen gemeinsam um einen Computer versammelt geschehen.

3. Aktivitäten

Zeit für Gruppenaktivitäten, die jeweils 15-20 Minuten lang sind und dazu dienen, das Peer-Learning zu unterstützen und die Lücke zwischen dem Onlinekurs und dem realen Leben zu schließen.

4. Plus/Delta

Zum Abschluss teilt jede*r in der Gruppe eine Sache, die an diesem Tag gut gelaufen ist ("Plus"), und eine Sache, die sie/er in der nächsten Woche verändern möchte ("Delta").

Online lernen, von Angesicht zu Angesicht

- Learning Circles lösen das traditionelle Lehrer-Schüler-Format zugunsten von Peer-to-Peer-Lernen auf.
- Jeder Learning Circle hat eine*n Moderator*in, die/der kein*e Fachexperte*in sein muss.



Was wird von einem Facilitator erwartet?

- ✓ Auswahl eines Kurses
- ✓ Learning Circle bekannt machen
- ✓ Raum jede Woche bereitstellen
- ✓ Delegieren von Aufgaben an Teilnehmende
- ✓ Leitung der Gruppendiskussion
- ✓ Fördern von Neugier und der Entdeckerfreude bei den Teilnehmenden

Courses

https://www.p2pu.org/en/courses/

P2PU Log in Menu

COURSES

These are free, online courses that the P2PU community uses to facilitate learning circles. If you can't find what you're looking for, you can [add an online course](#) to the database or [create your own](#).

SEARCH FILTER

Title, subject, etc...

TOPICS ORDER BY

Showing 253 results

Basic Computer Skills

30

This course offers a variety of sections which covers different basic computer skills

- COMPUTER, DIGITAL LITERACY

PROVIDED BY WISC-ONLINE

COURSE AVAILABLE ON DEMAND

See the course Facilitator feedback

USE THIS COURSE

Fundamentals of Public Speaking

24

Learn the principles of public speaking by critically examining your own and others' speeches through interactive practice.

- PUBLIC SPEAKING, COMMUNICATION

PROVIDED BY UNIVERSITY OF WASHINGTON

COURSE AVAILABLE ON DEMAND

See the course Facilitator feedback

USE THIS COURSE

USA Learns

18

Learn English FREE with USA Learns! Learn beginning and intermediate English free. Watch video lessons and do 1000s of activities.

- ENGLISH, ESL, ESOL

PROVIDED BY USA LEARNS

COURSE AVAILABLE ON DEMAND

See the course Facilitator feedback

USE THIS COURSE

Introduction to Computers

17

This course will enable students to use computers effectively, understand both hardware and software, Master PCs. Architect and troubleshoot computers, Master office application & online applications.

- TECHNOLOGY, COMPUTER, COMPUTER SCIENCE, DIGITAL LITERACY, DIGITAL LEARNING

Intro to HTML and CSS

15

In this course you will learn how to convert digital design mockups into static web pages.

- WEBSITE, WEB DESIGN, HTML, CSS, DESIGN

PROVIDED BY UDACITY

Start Writing Fiction

15

Learn how to get started with your own fiction writing, focusing first on the central skill of creating characters.

- WRITING, FICTION, STORY, ENGLISH

PROVIDED BY FUTURELEARN

Übersicht der Onlinekurse auf [p2pu.org/courses](https://www.p2pu.org/courses)

Facilitate

https://www.p2pu.org/en/facilitate/

P2PU


Log in Menu

Facilitate

Learning circles are free, interest-driven study groups. Every learning circle has a facilitator. The facilitator does not have to be an expert in the subject, so with a little practice and training, anybody can facilitate.

Whether you want to run a single learning circle or organize dozens across a library system, we are here to help. If you are new to Peer 2 Peer University, start by watching our introductory video.

WATCH THE VIDEO



FACILITATOR RESOURCES

Here you will find videos, stories, activities, templates, and discussions. These resources will help you create and run a successful learning circle. P2PU developed everything here in partnership with facilitators from around the world.

- ORIENTATION
 - CREATING A LEARNING CIRCLE
 - PROMOTION AND OUTREACH
 - FACILITATION

STEP 1

Orientation

Before you create a learning circle, familiarize yourself with P2PU and the learning circle model. Here you can read about the history of learning circles,

Tutorials, Vorlagen und andere Materialien auf [p2pu.org/facilitate](https://www.p2pu.org/facilitate)

The screenshot shows a web browser window with the URL <https://learningcircles.p2pu.org/en/studygroup/create/>. The page is titled "Learning circles" and features a navigation bar with "Login" and "Menu" options. The main content area is divided into five steps: 1. COURSE, 2. LOCATION, 3. DAY & TIME, 4. CUSTOMIZE, and 5. FINALIZE. The current step is "Step 1: Select a Course *".

Under "Step 1: Select a Course *", there is a search bar with the placeholder text "Title, subject, etc..." and a "FILTER" button. Below the search bar, it says "Showing 253 results". Two course cards are visible:

- Act on Climate: Steps to Individual, Community, and Political Action** (11 votes): This course aims to help learners understand, address and respond to climate change as individuals and in partnership with their communities and political leaders. It includes topics like "CLIMATE CHANGE, SOCIAL CHANGE" and is provided by the University of Michigan. It is available on demand. There are checkboxes for "See the course" and "Facilitator feedback". A "USE THIS COURSE" button is at the bottom.
- Adobe Illustrator** (4 votes): Learn the basics of Illustrator, a powerful drawing software program offered by Adobe.

At the bottom of the course selection area, there are "CANCEL" and "NEXT →" buttons. On the right side of the page, there is a "Course selection tips" section with the following text:

Course selection tips

The courses here were added by past facilitators. By default, courses list alphabetically but you can also order by the number of times each course has been used. We try to keep this list limited to on-demand courses, but you should confirm that a course is available by clicking "see the course" before you select it.

For more information on how to select a good course, [check out this discussion thread on the community](#).

If you want to use a course that is not listed on the P2PU courses page, that is fine too! You can use any course from around the web so long as it is free for learners. [You can learn more about searching for online courses on the community](#), as well. Once you find a course you like, you can add that here.

Below the text is an "ADD A COURSE" button. A "HIDE" button is also visible in the top right corner of the course selection area.

Tool zur Erstellung von Learning Circles


Learning circles

https://learningcircles.p2pu.org/en/signup/cambridge-public-library-806/

Log in Menu

Sign up for Wordpress.com Essential Training

Students will learn how to create their own website or blog using Wordpress.com. Students may choose to further customize their website by moving on to self-hosting a website with Wordpress.org.



Hi! My name is Susannah, and I am a librarian at Cambridge Public Library. In this Learning Circle, we will learn how to use Wordpress.com to create a website or blog. We will learn how to add multimedia to our posts, enable social sharing, and change the appearance of our sites. Email sbtkacz@cambridgema.gov for more information.

Facilitated by Susannah Borysthen-Tkacz

Course materials provided by [Lynda.com](https://www.lynda.com)

Name*

Email address*

What is your goal for taking this learning circle?*

Select one of the following

A successful study group requires the support of all of its members. How will you help your peers achieve their goals?*

Can you bring a laptop and headphones to the learning circle each week?*

Select one of the following

How comfortable are you using the internet?*

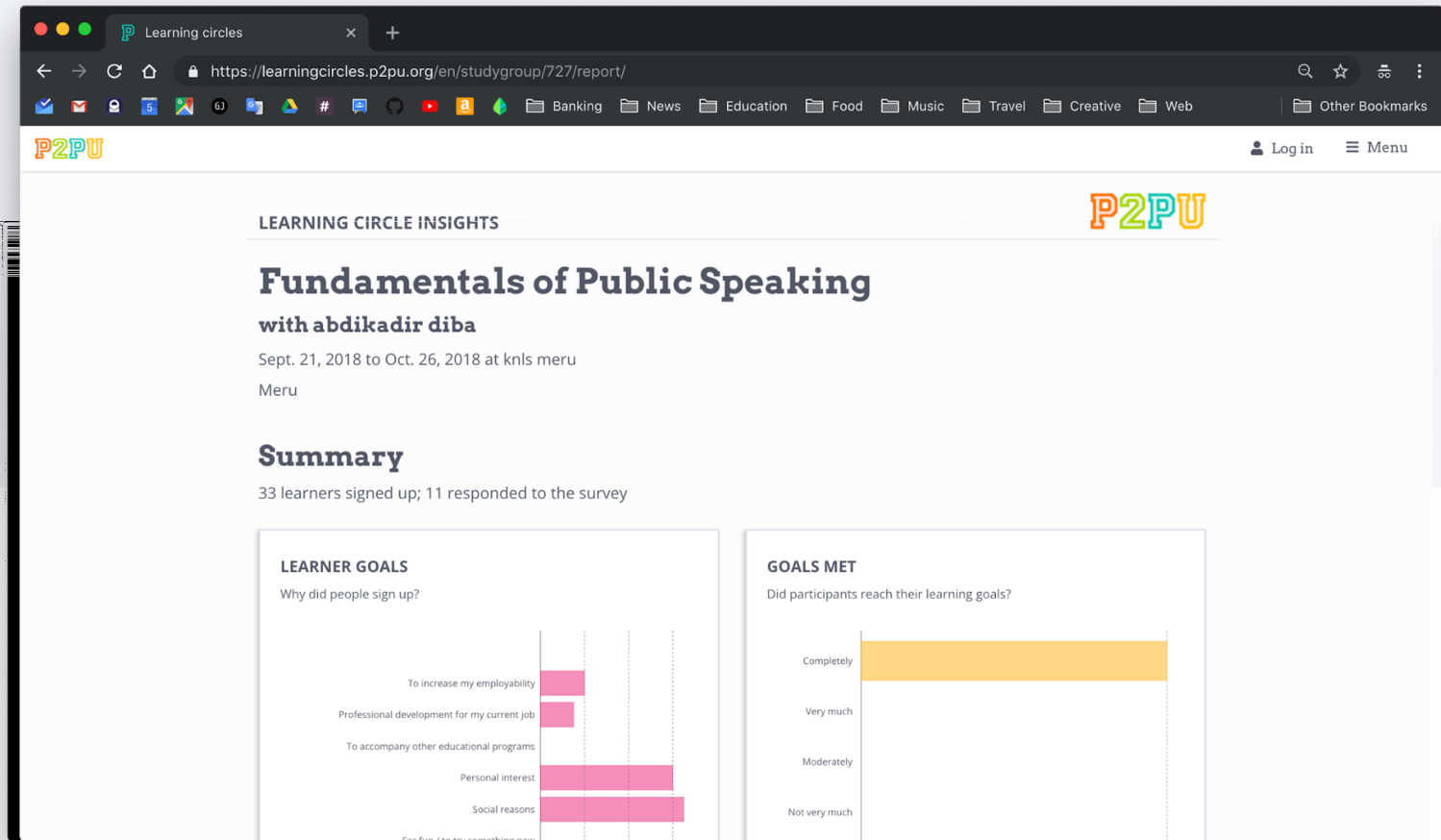
Select one of the following

If you'd like to receive weekly text messages reminding you of upcoming learning circle meetings, put your phone number here:

+1

Your number won't be shared with other participants. Ex. +1 281-234-5678

Learning Circle Registrierungsseite



Learning Circle Erfahrungsbericht

P2PU Community <https://community.p2pu.org> Menu

Community Log In Search

all categories ▾ all tags ▾ **Categories** Latest Top

Category	Topics	Latest
<p>Learning Circles</p> <p>The home for discussing the nuts and bolts of learning circles and facilitation.</p> <ul style="list-style-type: none"> Orientation Creating a learning circle Courses and topics Promotion and outreach Facilitation Reflection and wrap up Testimony 	84	<p>Community Call Ideas for 2019: What would you like to learn and discuss together?</p> <p>0 4h</p> <ul style="list-style-type: none"> Community Calls
<p>Communities</p> <p>The place for regional communities to plan events, discuss relevant issues, and share resources. Also the place to learn how to grow and nurture your own local P2PU community!</p> <ul style="list-style-type: none"> Africa North America Europe Starting a P2PU Community 	10	<p>Introduce yourself!</p> <p>110 2d</p> <ul style="list-style-type: none"> Orientation featured training
<p>Tech</p> <p>The place for troubleshooting help and requesting features for P2PU software tools. Release notes are also</p>	7	<p>Impact of learning circles in Africa</p> <p>0 9d</p> <ul style="list-style-type: none"> Africa video
		<p>Learning circle infographic</p> <p>0 10d</p> <ul style="list-style-type: none"> Orientation featured
		<p>What is a learning circle?</p> <p>0</p>

Diskussionsforum auf **community.p2pu.org**

Learning Circles starteten 2015 in der Chicago Public Library..





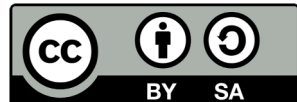
**...und bilden heute eine globale
Gemeinschaft.**

Wir stellten fest, dass Learning Circles

- zu einer 10x höheren Durchhaltequote führen, als Onlinekurse allein
- die Eigenverantwortlichkeit der Menschen als selbstgesteuerte Lernende erhöhten
- die Kompetenz der Lernenden, ihre eigenen Lernziele zu setzen und zu erreichen, stärkten
- gemeinschaftsbasiertes Lernen in Bibliotheken und Bildungszentren beleben
- funktionierende Alternativen zur formalen Bildung schaffen
- die digitale Inklusion unterstützen für Menschen, die neu im Online-Lernen sind

P2PU

come say hi at p2pu.org



version 2.0